







Lock Down Work

Grade 1

Week 2

Language

Week 2	Monday	Tuesday	Wednesday	Thursday	Friday
Phonic sounds	"r" as in red. Dept. Book Pg. 82, 83, 84, 85 	"b" - Draw a basket on a page and cut out pictures from the paper or magazine that start with 'b' to fill your basket.	"b" as in bat. Dept. Book Pg. 86, 87, 88, 89. 	"f" - Look around the house and make a list of 7 things that start with "f". Remember a list has commas or bullets.	
	s, a, t, p, i, n, m, d, o, g, c, k, e, u, r, b, f.				
Please Only do these orally – Not written	Use the sounds to make words. Make a list of 10 words. Now make good sentences using these words.	Rhyming words: cat -bat mop -top sit - kit pet - get 	Use the sounds to make words. Make a list of 10 new words. Now make good sentences using these words.	Build words and put them in their sound families: a - sat e - bet i - bit o - hop u - sun	
Reading	https://home.oxfordowl.co.uk/reading/ This website has many amazing books free for the children to read. It is easy to register and log in to.				
Let's start a Reading Log. (Adults please help write the comments section)	Choose a book and fill in your book log. Choose one of the questions to answer in the comments section.	Choose a book to read (+-15 min) Choose two questions to answer in your comments today.	Ask an adult to read you a story. Write it in your reading log. Make a comment.	Practise your nursery rhyme from last week and learn a new one.	Read the Easter Story 
Words	Same as last week. Let's see if we can improve on those times. ➡ ⬆ ⬅ ⬇				
Writing	Draw a detailed picture of what you did yesterday. Can mom/dad/gran guess what it is you were doing.	Do crab walks, wheelbarrow races and finger exercises to keep your fingers strong for writing.	Unjumble the sentences. Remember Capital letters to start and full stops to end.	Copy the title of your favourite book from this week and draw a picture about the story.	
Oral	Dept bk pg 70 Look at the sports the children are playing and discuss. What sport do you miss the most? Draw hopscotch with chalk and play outside.				


Date:	
Title:	
Author:	
Comments:	



Date:	
Title:	
Author:	
Comments:	

Date:	
Title:	
Author:	
Comments:	

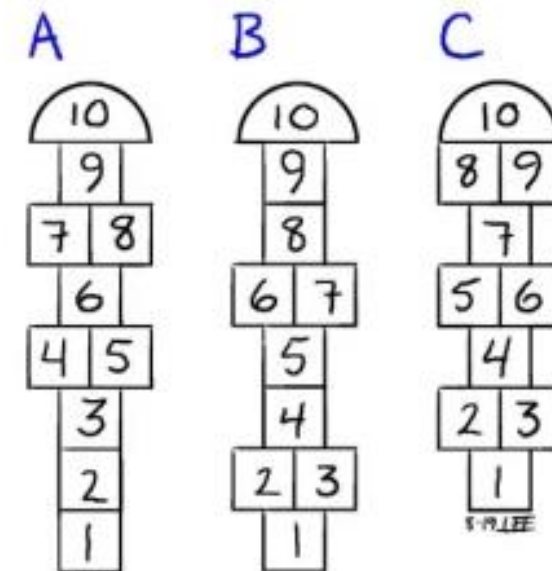

Reading Log to do

1. Read a book by yourself or with a grown-up.
2. Put your name and the title of the book at the top of a new page.
3. Choose one of the ideas and write one or two sentences about your book. Remember, not all of the questions make sense for every book.
4. Don't forget to tell why or how you know, or both if you can!










How did the story end?	Who is your favorite character? 	Is this book like any other book you have read? Which one?
How does the main character feel in this book?	Which words in the book were tricky?	Where does the story take place (the setting)?
What is your favorite part of the story? 	What is the big problem in the story? How is it solved?	What did you learn from reading this book?
What friend or family member might like this book?	When does the story take place (the setting)?	At the end, did any characters change from how they felt at the beginning?
What is your favorite picture in the book?	What did the author want you to learn?	What surprised you in the book?

had	red	a	I	hat.
can	rabbit	The	up.	hop
me.	Come	sit	with	and

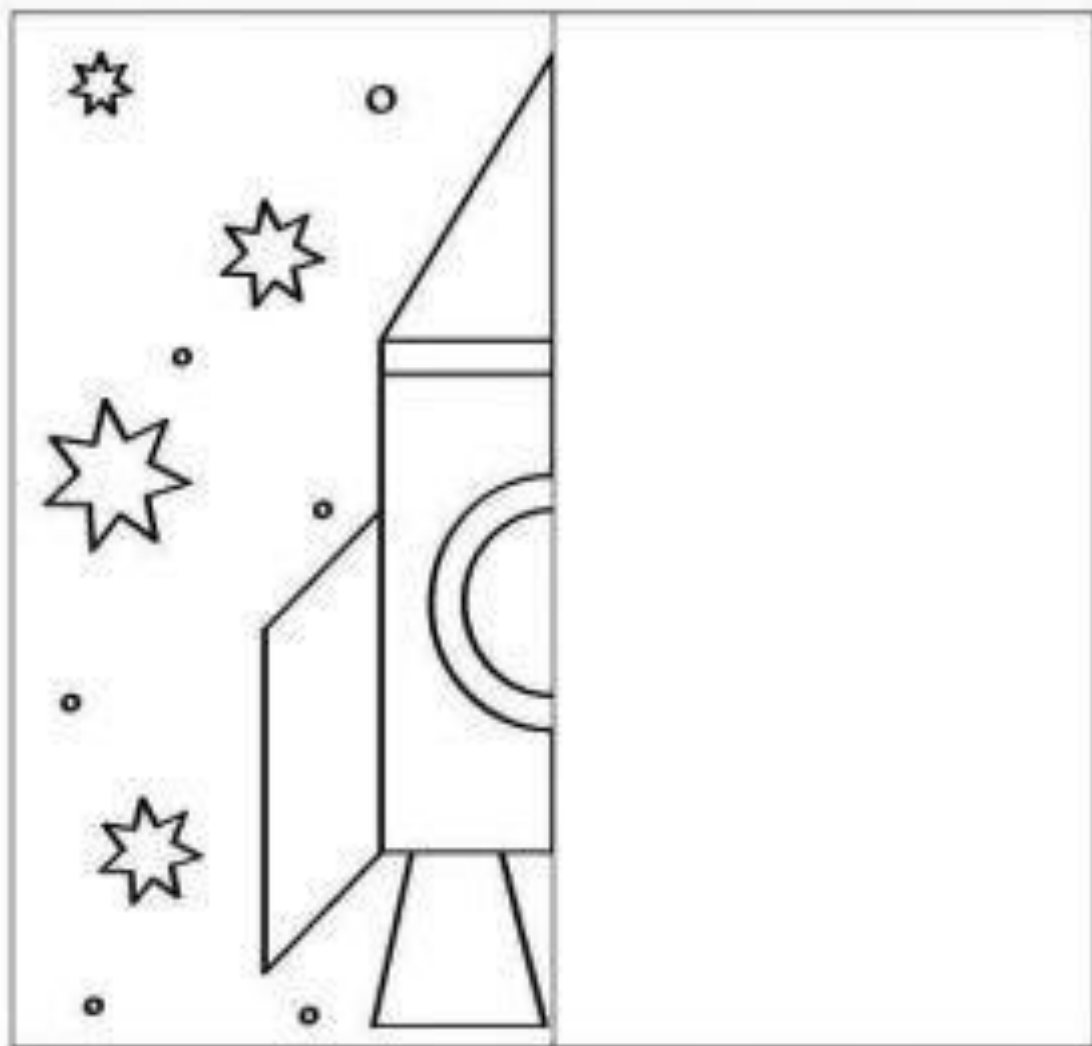


How do you hop?

Lock Down Work
Grade 1
Week 2
Maths
and Easter Crafts

Week 2	Monday	Tuesday	Wednesday	Thursday	Friday 10/4
Counting- it's a backwards week	Count in 1's from 25- 1	Count in 1's from 31 -10	Count in 1's from 45-28	Count in 1's from 50-32	
Numbers	Number recognition: Randomly call out numbers between 1-50 children can place a counter on or colour in the number on the chart.				
	Full and empty. Choose one or two containers from the kitchen. Find something to fill them. Comparing full, half full and empty. Dept. BK pg. 78, 79.	Biggest to Smallest Numbers 1-10 More, less, and equal. Dept BK Pg. 86 ,87 ,88, 89.	Capacity and Volume. Find a few containers from the kitchen; plastic glass, cup, bowl and a jug of water +-1 litre. Have some fun deciding which holds the most / least etc. Dept. BK Pg. 84, 85.	RAINBOW SCAVENGER HUNT  <ul style="list-style-type: none"> Find something red. Find something yellow. Find something orange. Find something green. Find something blue. Find something purple. Name a fruit that is red. Name an animal that is yellow. Name a vegetable that is orange. Name a plant that is green. Name a flower that is purple. Name something outside that is blue. 	 
Problems Solving -	If mom gave you 6 sweets and dad gave you 2 more. How many would you have now?	Dad gives you 7 marbles, and he gives your brother 2 less than you. How many did your brother get?	Mom baked 8 muffins in the morning. Dad ate 3. How many were left for afternoon tea?	You have 4 yellow blocks, 3 red blocks and 5 green blocks to build with. How many blocks do you have?	
Skills	Rocket Symmetry Draw the other half of the rocket. Remember to make it exactly the same.	Use your pencil and ruler. Rule lines down a page the width of the ruler. Cut along the line almost to the end then curl them around the pencil to make the paper curl. Create a picture.		Practise tying your shoelaces or doing your buckles or tying a bow.  	

Draw the other half of the rocket. Colour your picture.




Write each row of numbers in order from

Biggest to Smallest

3,	5,	6,	2,	8,	1.
2.	9,	3,	6,	4,	7,
6,	3,	7,	1.	8,	4,
10,	5,	7,	3,	6,	2.
3	5	8	10	6	4
7	8	4	5	10	2


1	2	3	4	5	6	7	8	9	10
11	12	13	14	15	16	17	18	19	20
21	22	23	24	25	26	27	28	29	30
31	32	33	34	35	36	37	38	39	40
41	42	43	44	45	46	47	48	49	50
51	52	53	54	55	56	57	58	59	60
61	62	63	64	65	66	67	68	69	70
71	72	73	74	75	76	77	78	79	80
81	82	83	84	85	86	87	88	89	90
91	92	93	94	95	96	97	98	99	100



Here are some fun Easter Craft Ideas.
Have Fun!!!



Easter Worksheets!



Lock Down Work

Grade 1

Week 2 and Week 3

Afrikaans



Graad 1

Week 2 en Week 3

Praat
(talk)

Groet vir iemand:
Goeie Môre
(Greet each other)

Sing vir Eendjies
Eendjies
(Sing)

Tel van 1 tot 10
(Count)

Sing vir Wielie
Wielie Walie

Klanke
(Sounds)

mat

kat

kar

bad


tas

man

bal

a Klank

Sound the words in Afrikaans



Lees
(read)

Familielede
(Name the family members)

Lees A woorde

Skryf
(Write)

Familielede
(trace over the words)

Nommers en syfers
(Trace over the number names and numbers. Write your own number.)

Maak kat/kar

Teken gesig
(draw a face)

Maak hasie

Rol ñ dobbelsteen/Roll a dice to create a face

1st Rol

2^{de} Rol

3^{de} Rol







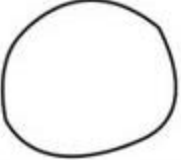
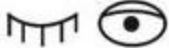

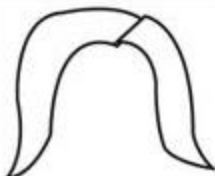
















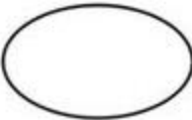
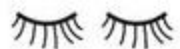


4^{de} Rol

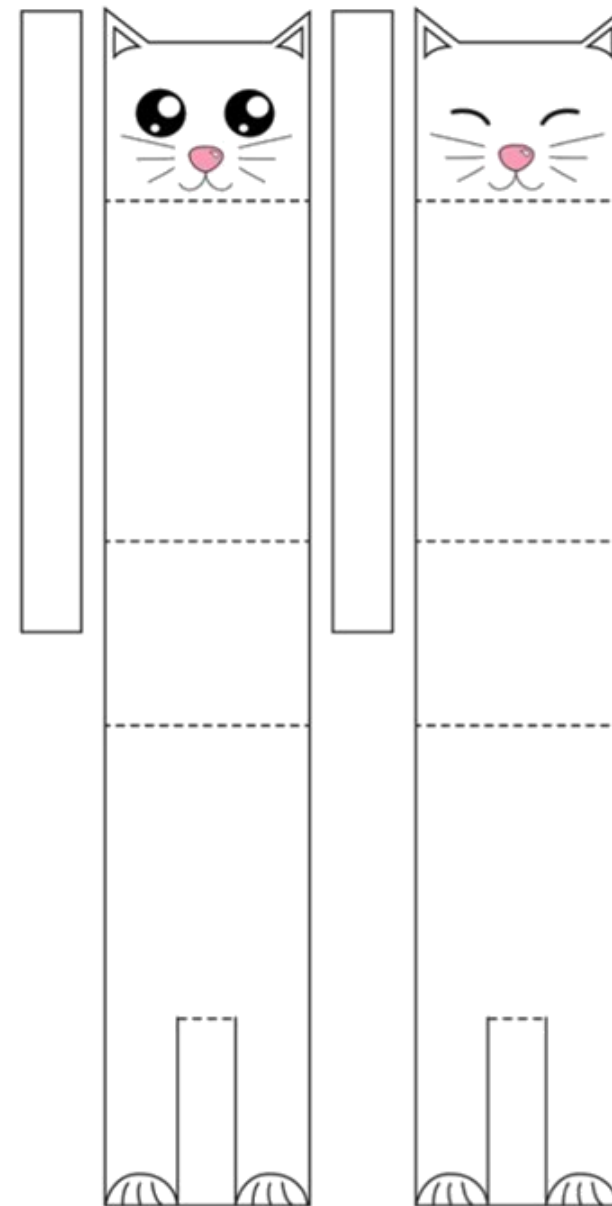
Kop

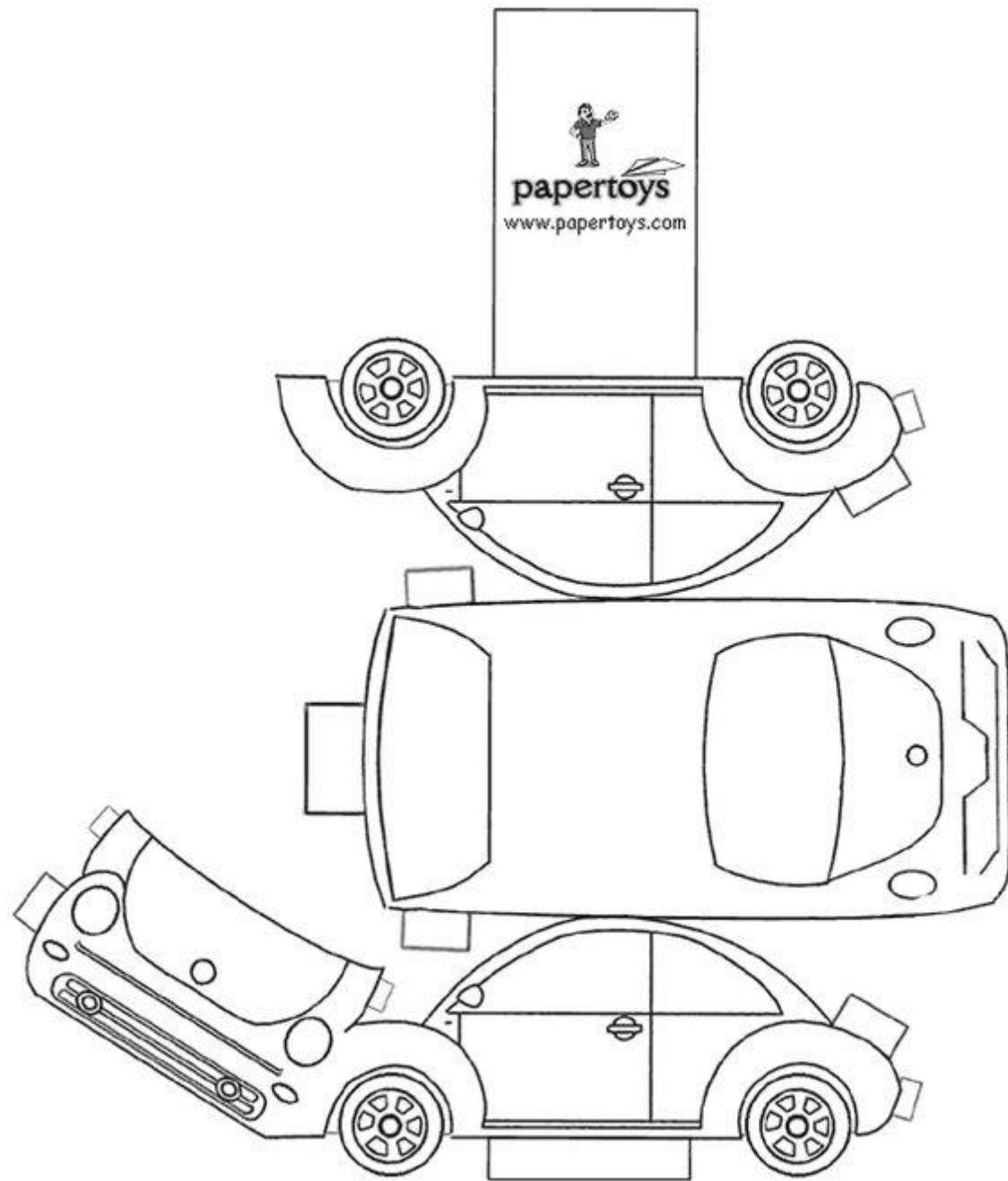

Oë

Mond
en neus


Hare










Kleur al die vorms in/Colour all the shapes



Sirkels	(circles)	oranje	(orange)
Driehoek	(triangles)	rooi	(red)
Vierkant	(square)	geel	(yellow)
Reghoek	(rectangle)	pienk	(pink)
Ovaal	(oval)	bruin	(brown)
Hart	(heart)	groen	(green)
Half sirkel	(semi-circle)	pers	(purple)
Wolk	(cloud)	blou	(blue)
Sak	(bag)	swart	(black)

Lees (read)	Skryf (write)	Kleur in die (colour in the)
kat	kat	
mat	mat	
kar	kar	
bal	bal	
man	man	

Lees en skryf oor die letters	Tel	Skryf oor die I	Skryf jou eie syfer I
een		1	
twee		2	
drie		3	
vier		4	
vyf		5	
ses		6	
sewe		7	
agt		8	
nege		9	
tien		10	

