

# Independent Study Packet



**5 Days of  
Independent Activities in  
Reading, Writing,  
Math, Science, and Social Studies**

# Helpful Hints for Students and Families

## Materials You Will Need:

- Pencils
- Extra paper or a notebook/journal. You may put everything into one notebook if you like.
- Colored pencils, markers, or crayons for some of the activities






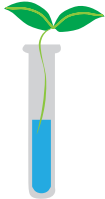


## Directions & Tips



- There is a schedule for each day. You may complete the activities in any order.
- Read the directions carefully before completing each activity.
- Check off each of the activities when you finish them on the activity menu.
- Make sure an adult signs the activity menu before you bring it back to school.

# Activity Menu

	Day 1	Day 2	Day 3	Day 4	Day 5
<b>Reading</b> 	Read for 20 minutes and answer 3 of the questions on the sheet on another piece of paper or in a journal. <b>Challenge:</b> Try not to repeat a question! <b>Independent Reading Questions</b>				
	The Boy Who Cried Wolf	Pete's Pets	Summer Vacation	What is Soil?	Find the Main Idea:
<b>Writing</b> 	Fact or Opinion	Fact vs. Opinion Sort	Chuck's Vacation	Recycling Resources	Recess Opinion Pre-Writing
<b>Grammar Practice</b> 	Capitalization	Adding Punctuation	Ice Cream Shop	Bicycle Ride	Sentence Scramble
<b>Math</b> 	Pineapple Math	Math Puzzle Boxes	Coffee Shop Math	Telling Time: Five Minute Intervals	Monster Monster
<b>Social Studies</b> 	Guest Speaker Career Interview (Choose any adult)  Discovering Different Jobs				
<b>Science</b> 	Life cycle of a plant  Matter Mixup Series 1. What is a Solid? 2. What is a Liquid? 3. What is a Gas?				

Parent/Guardian Signature: \_\_\_\_\_

# Day 1

<b>Reading</b>	The Boy Who Cried Wolf
<b>Writing</b>	Fact or Opinion?
<b>Grammar Practice</b>	Capitalization
<b>Math</b>	Pineapple Math



Name: \_\_\_\_\_

Date: \_\_\_\_\_

# The Boy Who Cried Wolf

Once upon a time, in a beautiful village near lush rolling hills, there was a boy who watched over the village's sheep. Being alone up in the hills was very boring. To liven up his day, the boy thought it would be fun to scare the villagers and scream, "Wolf, wolf!" The villagers grabbed whatever they could, and ran up the hill to scare off the wolf.



When they reached the top, they realized they had been tricked by the mischievous boy. He laughed and laughed until the villagers angrily walked back down the hill. Even the sheep were not amused. The boy continued to call wolf, and the villagers warned him that the next time they would no longer believe him. The boy shrugged off the warning and laid down for a nap.

One lazy afternoon, the boy heard a terrible sound. Before he could even prepare himself, a wolf appeared right before him, and was chasing all the village's sheep! The boy screamed, "Wolf, wolf!", but having lied so many



times, the people of the village just ignored him. With no one to help him fend off the wolf, the sheep all ran away, and the boy was left crying on the hill.

Name: \_\_\_\_\_

Date: \_\_\_\_\_

## "The Boy Who Cried Wolf" Story Map



After reading "The Boy Who Cried Wolf", fill in the following setting, characters, and effect of the boy's actions. Then determine the genre of the story.

Setting:

\_\_\_\_\_

Main characters:

\_\_\_\_\_

Cause



Effect

The boy tricks the villagers by screaming, "Wolf, wolf!"

\_\_\_\_\_

\_\_\_\_\_

\_\_\_\_\_

The genre of this story is:

- a) Comedy: This story has a cheerful ending or is meant to make the reader laugh.
- b) Fable: This story teaches a lesson.
- c) Quest: This story has a difficult journey towards a place or goal.

# Fact or Opinion?

- 1) Read each sentence.
- 2) Next, decide if each sentence is a **fact** or **opinion**.
- 3) If it is a **fact**, color it **green**. If it is an **opinion**, color it **red**.
- 4) When done, write a **fact** or **opinion** below.
- 5) Raise your hand for your teacher to check your worksheet.

## The Sign Says...Fact or Opinion?

Name:

Sentence 1: A dog is a pet.



Sentence 2: My teacher is the smartest.



Sentence 3: Popcorn is a child's favorite snack.



Sentence 4: Winter is cold and snowy.



Sentence 5: Thanksgiving is a holiday.



Sentence 6: My dad is the fastest runner.




Write a **fact** or **opinion** below.

# CAPITALIZATION

The first word in a sentence is always capitalized.

For example: Grandma chops apples for a pie.



Find and circle the letters in the paragraph below that should be capitalized.

it was Saturday at grandma's house. mary knew that it was the day to make a pie with grandma. she got up and dressed in a hurry so she could pick the best apples from the tree. she helped peel the apples while her grandma chopped and sliced the beautiful red apples. next, the dough was rolled and put into the pie plate. mary even got to stir the sugar and spices into the bowl. the house smelled wonderful as the pie cooked in the oven, and the pie tasted even better because they had made it together!

Write two sentences about this picture. Don't forget the capitals!

1.

\_\_\_\_\_

\_\_\_\_\_

2.

\_\_\_\_\_

\_\_\_\_\_





# Pineapple Math

Add the numbers.

$$\begin{array}{r} 25 \\ + 43 \\ \hline \end{array}$$

$$\begin{array}{r} 71 \\ + 26 \\ \hline \end{array}$$

$$\begin{array}{r} 54 \\ + 32 \\ \hline \end{array}$$

$$\begin{array}{r} 30 \\ + 18 \\ \hline \end{array}$$

$$\begin{array}{r} 51 \\ + 46 \\ \hline \end{array}$$

$$\begin{array}{r} 47 \\ + 22 \\ \hline \end{array}$$

$$\begin{array}{r} 68 \\ + 10 \\ \hline \end{array}$$

$$\begin{array}{r} 32 \\ + 54 \\ \hline \end{array}$$

$$\begin{array}{r} 70 \\ + 17 \\ \hline \end{array}$$

$$\begin{array}{r} 83 \\ + 16 \\ \hline \end{array}$$


$$\begin{array}{r} 25 \\ + 44 \\ \hline \end{array}$$

$$\begin{array}{r} 69 \\ + 20 \\ \hline \end{array}$$

$$\begin{array}{r} 48 \\ + 31 \\ \hline \end{array}$$

$$\begin{array}{r} 36 \\ + 52 \\ \hline \end{array}$$

$$\begin{array}{r} 57 \\ + 21 \\ \hline \end{array}$$



# Day 2

Reading	Pete's Pets
Writing	Fact vs. Opinion Sort
Grammar Practice	Adding Punctuation
Math	Math Puzzle Boxes



# Read & Review

Read the story and fill in the best answer for each question below.

## PETE'S PETS

Pete loves animals. He dreams of becoming a veterinarian when he grows up. But in the meantime, he has quite a few pets to take care of at home.

Pete's dog is named Shadow. He's a black poodle. Pete takes Shadow on walks up and down the block. Shadow likes when Pete rubs his belly.

Amy is the name of Pete's cat. She's shy but very loving. Amy spends a lot of the day napping on the window sill. Pete can always make her purr when he pets her back.

Pete also has 10 fish, 3 hamsters, and 2 lizards. He's hoping to own a parrot some day. Pete's really happy to have so many great pets!

What does Pete want to be when he grows up?

- A pet shop owner
- A fireman
- A veterinarian

Where does Pete's cat spend the day napping?

- On the window sill
- On the bed
- On the couch

What is the name of Pete's pet poodle?

- Amy
- Shadow
- Shaggy

How many lizards does Pete have?

- 10
- 3
- 2

Name: \_\_\_\_\_

Date: \_\_\_\_\_

# Fact vs. Opinion Sort



Read the sentences below. Then cut them out and glue them into **fact** and **opinion** groups.

FACTS	OPINIONS



Dogs have four legs.

The sky is pretty.

Cats are the best.

The man is nice.

The sun is hot.

The girl is five.


# Adding Punctuation

Determine whether the sentence is a statement or question. Write the proper punctuation mark at the end of each sentence.

1. What time does the pet store close \_\_\_\_\_
2. My favorite color is yellow \_\_\_\_\_
3. My house is built from bricks \_\_\_\_\_
4. How high can you jump \_\_\_\_\_
5. When is the best time to wake you up \_\_\_\_\_
6. How long does it take you to brush your teeth \_\_\_\_\_
7. School starts in September \_\_\_\_\_
8. I like to eat peanut butter and jelly sandwiches \_\_\_\_\_
9. I have to clean my room before going out to play \_\_\_\_\_

**A period (.) comes at the end of a statement.**

**A question mark (?) comes at the end of a question.**



# Math Puzzle Boxes

Each puzzle contains the numbers 1-9. Each column and each row add up to the number given outside the boxes. Put the correct number in each box to complete the addition equations without repeating any numbers.

<b>4</b>			15
	<b>5</b>		20
<b>3</b>	<b>1</b>		10
14	8	23	

		<b>2</b>	15
	<b>4</b>	<b>1</b>	10
<b>8</b>			20
20	13	12	

	<b>5</b>		11
<b>9</b>			20
	<b>6</b>	<b>1</b>	14
18	14	13	

<b>3</b>			16
		<b>7</b>	13
<b>8</b>			16
12	16	17	

	<b>5</b>		15
<b>3</b>			16
	<b>9</b>		14
12	20	13	

<b>8</b>			17
	<b>1</b>		15
	<b>4</b>		13
19	7	19	

<b>2</b>			15
	<b>4</b>		14
		<b>6</b>	16
14	16	15	

	<b>8</b>		13
<b>2</b>			15
	<b>5</b>		17
15	19	11	

			16
<b>6</b>	<b>1</b>		11
		<b>9</b>	18
16	13	16	

# Day 3

Reading	Summer Vacation
Writing	Chuck's Vacation
Grammar Practice	Ice Cream Shop
Math	Coffee Shop Math



# Read & Review

Read the story below and answer the questions that follow.

## SUMMER VACATION

The Bradley family packed up their car and drove to the mountains for a weekend camping trip. Jimmy couldn't wait to go fishing. His older sister Nicole loved to hike. Mom and Dad just wanted to relax.

When the family arrived, Jimmy and Nicole helped their parents set up the tents. Then Nicole took a walk down by the river. After dinner, the family roasted marshmallows and told ghost stories around the campfire. The sounds of crickets gently put everyone to sleep.

Early in the morning, Jimmy caught a big fish. Nicole and Dad rode their bikes, and Mom read a new book. It was hard to go home the next day. Everyone had so much fun, they agreed it was the best vacation ever!

1. Where did the Bradley family go on vacation?

---

2. What did Mom and Dad want to do on the trip?

---

3. Where did Nicole take a walk?

---

4. What did the family do around the campfire?

---

5. When did Jimmy catch a fish?

---




# Chuck's Vacation

Look at each drawing, and write a caption for each picture.  
Each caption should describe what you see in the drawing.



---

---



---

---



---

---




---

---

# Chuck's Vacation

Look at each drawing, and write a caption for each picture.  
Each caption should describe what you see in the drawing.



---

---




---

---



---


---



---

---

# Ice Cream Shop



Write each sentence using correct capitalization and punctuation.

do you want to go to the ice cream shop

---

we can ride our bicycles

---

what is your favorite flavor

---

my favorite flavor is chocolate

---

how many scoops do you want

---

the ice cream is very tasty

---



# Coffee Shop Math

Look at the menu prices. Then answer the questions below.



Chocolate sundae

50 ¢




Hot chocolate

20 ¢



Carrot cake

15 ¢



Strawberry cake

30 ¢



Milkshake

25 ¢

1. Mary ordered



and



give her?

. She gave you \$1. How much change would you

2. Nancy ordered



give her?

. She gave you \$1. How much change would you

3. Toby ordered



give him?

. He gave you \$1.50 . How much change would you

3. Matt ordered



give him?

. He gave you \$2 . How much change would you

# Day 4

Reading	What is soil?
Writing	Recycling Resources
Grammar Practice	Bicycle Ride
Math	Telling Time: Five Minute Intervals



# Soil

Let's study the earth by learning about the part of it that we are most familiar with: the **soil**. Soil is found on the upper-most layer of the earth's crust.

## What is soil?

Soil is a mixture of four main ingredients: weathered rock, organic matter, air and water. The weathered rock can be in the form of sand, silt, clay, pebbles or larger rocks. Organic matter can be anything from old leaves, dead animals and plants, to microorganisms—tiny living things, like bacteria. The last two ingredients are air and water. Without air and water, the microorganisms found in soil cannot live, grow, or help dead matter to decay.

## Why is soil so important?

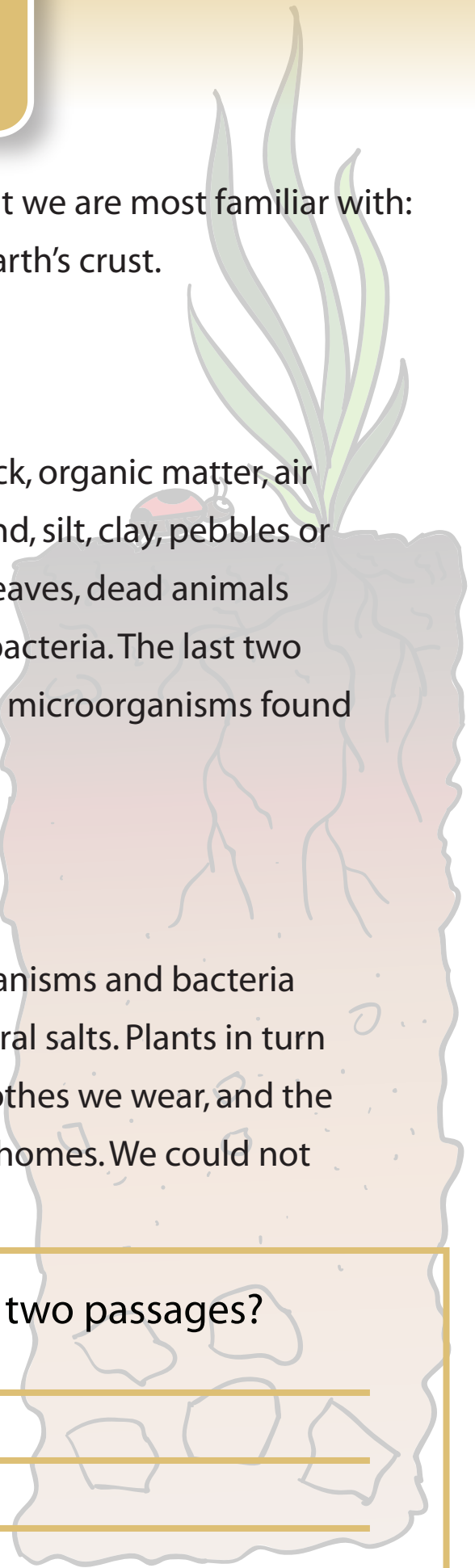
Soil is important because it provides a place where organisms and bacteria can live. Plants rely on soil for nutrients, water and mineral salts. Plants in turn provide the oxygen we breathe, the food we eat, the clothes we wear, and the foundation and building materials we use to make our homes. We could not meet our basic needs without soil!

**Comprehension:** What is the main idea of these two passages?

---

---

---



Getting and processing natural resources can require a lot of energy. This can create pollution. Recycling existing goods into other materials can save energy and reduce waste.

There are many ways each of us can help. Buying less, reusing what we can, composting, and recycling are some ways to save natural resources. How can you help?

I can buy less \_\_\_\_\_  
\_\_\_\_\_

I can use less \_\_\_\_\_  
\_\_\_\_\_


I can save energy by \_\_\_\_\_  
\_\_\_\_\_

I can compost \_\_\_\_\_  
\_\_\_\_\_

I can recycle \_\_\_\_\_  
\_\_\_\_\_

I can also \_\_\_\_\_  
\_\_\_\_\_

# Bicycle Ride



Write each sentence using correct capitalization and punctuation.

is it sunny outside today

---

have you seen my new red bicycle

---

i would like to ride my bicycle

---

do you want to ride our bicycles together

---

we can ride around the park

---

i think it will be a lot of fun



---




Tick-  
Tock!

# Telling Time : Five Minute Intervals


Draw the hands on the clock to show the time.




7:35




10:40




3:15





8:25




6:50




12:10



2:55



9:30



4:15

# Day 5


<b>Reading</b>	Find the Main Idea
<b>Writing</b>	Recess Opinion Pre-Writing
<b>Grammar Practice</b>	Sentence Scramble
<b>Math</b>	Monster Madness



## Reading

# Find the Main Idea

Find the main idea in the paragraph below. Write the main idea in your own words in the space provided. Then, write a concluding sentence for this paragraph.



You probably know sharks have very sharp teeth, but did you know they never run out of them? If a shark loses a tooth, another tooth moves forward from within the

shark's jaw, where it keeps a nearly unlimited supply of replacement teeth. This way, it's almost impossible for a shark to end up without a full set of teeth. This is a phenomenon unique to the shark. No other animal in the world has teeth quite like the shark's. A shark can go through as many as 20,000 teeth in its lifetime!

**Main idea:**

---

---

**Concluding sentence:**

---

---

Name: \_\_\_\_\_

Date: \_\_\_\_\_

# Recess Opinion Pre-Writing



In your opinion, should second graders get longer recesses? Give three reasons to support your answer, then write a concluding sentence.

**My Opinion:**

**Reason #1:**

**Reason#2:**

**Reason#3:**

**Conclusion:**

## Sentence Starters

### Introducing

In my opinion...  
My favorite...  
The best...  
I feel...

### Giving Reasons

For example...  
Most importantly...  
Another reason...  
In particular...

### Concluding

Everyone should...  
As you can see...  
All in all...  
Clearly...

Name: \_\_\_\_\_

Date: \_\_\_\_\_

# Recess



A large rectangular area with a light blue border containing 18 horizontal black lines for writing.

# Sentence Scramble

First, unscramble the words to write a statement. (a)  
 Then use the same words to write a question. (b)  
 Remember to capitalize and punctuate!



come the  
 parade to  
 they will

a They will come to the parade.

b Will they come to the parade?



bed can  
 dog my on  
 sleep the

a \_\_\_\_\_

b \_\_\_\_\_



should the  
 postcard he  
 mail

a \_\_\_\_\_

b \_\_\_\_\_

tart eat  
 the I  
 can jam


a \_\_\_\_\_

b \_\_\_\_\_



# Monster Madness

Find the Missing Pieces!



Help Maddie the Monster and her friends find the missing numbers that correctly fit in the blank spaces provided.

10

3

7

8

2

6

5

4

7

9

11

15

$4 + \_ < 10$

$2 + 9 = \_$

$\_ + 7 = 14$

$12 - 4 < \_$

$8 - 2 > \_$

$14 + 3 > \_$

$6 + \_ < 13$

$3 - \_ < 5$

$10 - 3 = \_$

$15 + \_ = 20$

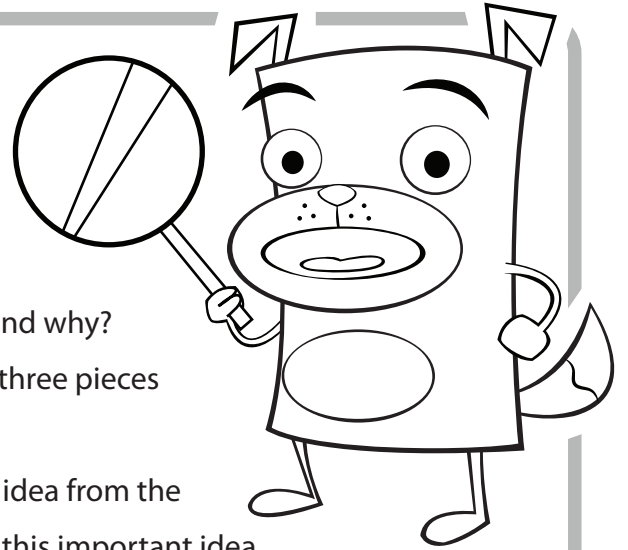
$4 + \_ > 9$

$11 - 4 < \_$

# Text Dependent Questions for Independent Reading

## Fiction Texts

- Choose a sentence that describes a character, setting, or action in an interesting way. Why did the author choose to use those particular words to tell the story? Which words in the sentence are the most important and why?
- What patterns do you notice in the story? Cite at least three pieces of evidence to support this.
- After reading a chapter, tell about the most important idea from the story. Find one or two sentences in the text that show this important idea.
- How does the author use dialogue to tell the reader what is happening? Give an example from the text.
- If you don't know what is going to happen next, make a prediction. Give at least one piece of evidence from the text about why you predict that.
- What is the **tone** of the book? (Is it serious, funny, magical, sad?) Find at least two phrases or sentences that make the reader feel this way.
- What lesson is the author trying to teach the reader? How do you know? What in the book tells you that?
- What details in the text describe one of the characters for you?
- Is there a point in the story where things make a big change? What is it?



## Nonfiction Texts

- How do the **pictures** in your text help you understand what you are reading? Give an example.
- How do the **captions** in your text help you understand what you are reading? Give an example.
- Pick a diagram, chart, or graph in your book. What is it trying to teach you? What conclusions can you draw from it?
- Is there a glossary in the back of the book? What word can you find that you didn't know before? Why is that word important to understanding the book?



Name: \_\_\_\_\_

Date: \_\_\_\_\_

## Guest Speaker Career Interview

Ask the speaker questions and write their answers down. If someone else asks a question on your list, write the speaker's answer down and ask a different question.

You can ask follow-up questions to get more information and details. For example:

Can you tell me more about \_\_\_\_\_?  
What did you mean when you said \_\_\_\_\_?  
Can you repeat that?



1. How long have you been doing this job?

---

2. How did you get ready for this career?

---

---

3. What is the best thing about your job?

---

---

4. What is the hardest thing about your job?

---

---

5. Write your own question to ask the speaker.

---

Write the speaker's answer to your question.

---

---


Name \_\_\_\_\_

Date \_\_\_\_\_

# DISCOVERING DIFFERENT JOBS


Many different people in your community work to provide goods and services to others. Goods are things that are made and sold, while services are jobs people do for others. When people work, they help the community and earn an income.

In the boxes below, draw a picture of a person working. Write the name of each job. Write a sentence about how the person is helping the community.




**Job**      doctor

A doctor takes care of people and keeps them healthy.




**Job**

\_\_\_\_\_  
\_\_\_\_\_



**Job**

\_\_\_\_\_  
\_\_\_\_\_



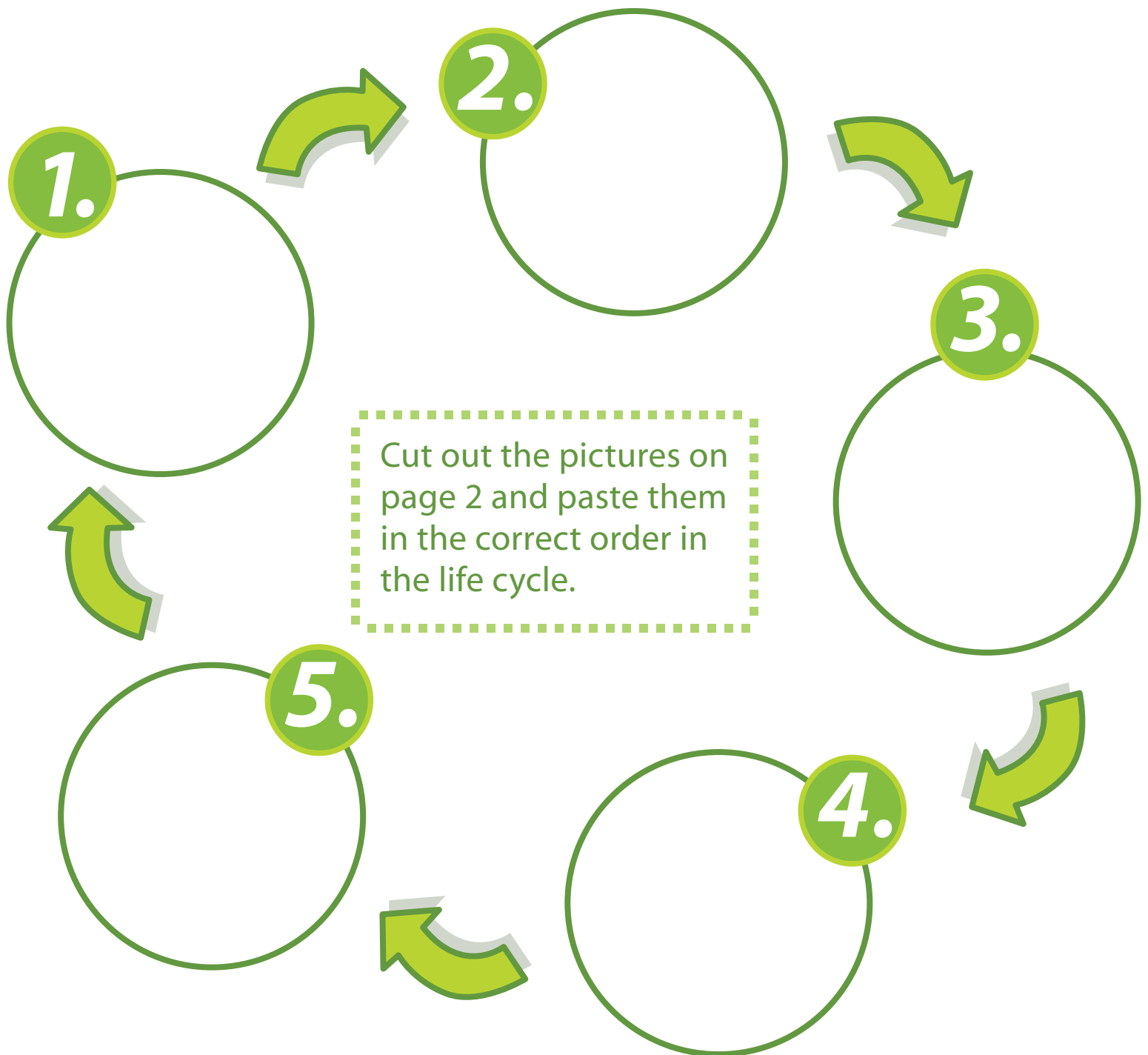
**Job**

\_\_\_\_\_  
\_\_\_\_\_

# Life cycle of a Plant






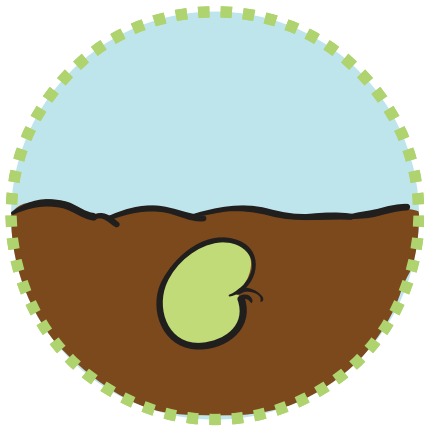
**Plants** are living organisms. They use light from the sun to make their own food in the form of a sugar called *glucose*. This process is called *photosynthesis*. Plants also get nutrients from the soil through their roots. They breathe in carbon dioxide and they breathe out oxygen.



# Life Cycle of a Plant



A plant starts out as a **seed** buried in the ground. As water falls on the seed and the sun warms it, its hard shell opens and it starts to grow out its **roots**. As the plant grows, its **stem** bursts through the soil. Then, **leaves** start to grow out of the stem. As the plant gets bigger it will begin to grow buds, which later sprout into **flowers**, and sometimes those flowers turn into fruit! As bees feed on the nectar, they *pollinate* the plants, allowing more seeds to be made and scattered to grow again.



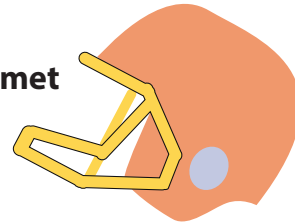
# What is a Solid?

A solid has a certain size and shape. Can you circle all of the solids?

Ice cubes



Helmet



Coconut juice



Carrots



Bird nest



Smoke




Flowers



Tea



Paint



Books

# What is a Liquid?

Liquids change shape depending on their container.  
Circle all of the liquids.



Tears

Soda



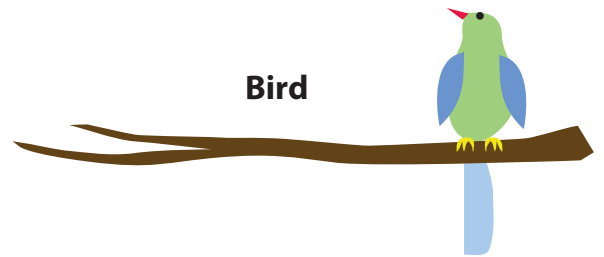
Fried chicken



Watercolor paint



Mushroom



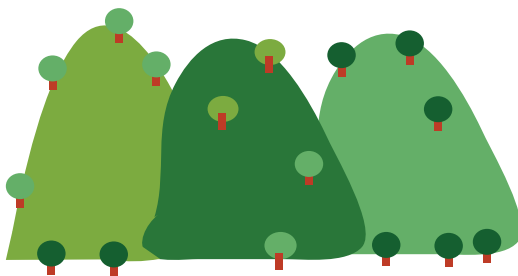
Bird



Milk



Honey



Mountain




Sand

# What is a Gas?

Gas has no shape or size. Circle all of the gases.




Glove




Hamburger



Rain




Air



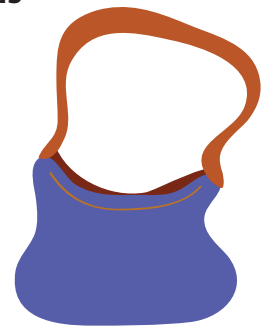
Crowns




Fruit punch



Duck



Bag



Smoke



Nuts and bolts



Steam